






**1. Please help us get a sense of your family by completing the following:**

		Response Percent	Response Count
a) Number of Korean-adopted children in our family:		100.0%	67
b) Ages of all child/ren in our family:		100.0%	67
c) City, town or region we live in:		95.5%	64
<i>answered question</i>			<b>67</b>
<i>skipped question</i>			<b>0</b>

**2. Please choose the sentence that best describes how your family feels about the KCCA.**

		Response Percent	Response Count
The KCCA is very important to our family.		68.2%	45
The KCCA is somewhat important to our family.		31.8%	21
The KCCA is not important to our family.		0.0%	0
<i>answered question</i>			<b>66</b>
<i>skipped question</i>			<b>1</b>

**3. Please let us know what aspects of the KCCA your family values most by ranking the below from 1 -5 (1 being the lowest and 5 being the highest importance to you).**

	1	2	3	4	5	Rating Average	Response Count	
Fun activities that enhance Korean culture knowledge (e.g. cooking lessons, games)	1.6% (1)	1.6% (1)	10.9% (7)	31.3% (20)	<b>54.7% (35)</b>	4.36	64	
Socializing with other adoptive families	0.0% (0)	3.0% (2)	3.0% (2)	22.7% (15)	<b>71.2% (47)</b>	4.62	66	
Socializing with Korean Canadians	0.0% (0)	4.6% (3)	10.8% (7)	33.8% (22)	<b>50.8% (33)</b>	4.31	65	
Seeing cultural performances (e.g. drumming)	1.5% (1)	4.6% (3)	15.4% (10)	38.5% (25)	<b>40.0% (26)</b>	4.11	65	
Eating great Korean food	0.0% (0)	4.5% (3)	12.1% (8)	36.4% (24)	<b>47.0% (31)</b>	4.26	66	
Learning some Korean language	4.6% (3)	10.8% (7)	21.5% (14)	<b>32.3% (21)</b>	30.8% (20)	3.74	65	
Opportunities for kids to bond with other adoptees	1.5% (1)	4.5% (3)	7.6% (5)	13.6% (9)	<b>72.7% (48)</b>	4.52	66	
Exposing kids to Korean role models	0.0% (0)	3.0% (2)	7.6% (5)	27.3% (18)	<b>62.1% (41)</b>	4.48	66	
					Other (please specify)		13	
							<b>answered question</b>	<b>66</b>
							<b>skipped question</b>	<b>1</b>

**4. Which statement most accurately reflects your views on the KCCA's three major events – the Christmas Party, Lunar New Year, and Culture Camp?**

	Never miss it	Usually attend	Attended several but losing interest	Attended a few but likely won't be back	Never attended	Response Count
Christmas Party	<b>36.9% (24)</b>	<b>36.9% (24)</b>	6.2% (4)	6.2% (4)	13.8% (9)	65
Lunar New Year	21.5% (14)	26.2% (17)	3.1% (2)	3.1% (2)	<b>46.2% (30)</b>	65
Culture Camp	<b>36.4% (24)</b>	27.3% (18)	3.0% (2)	0.0% (0)	33.3% (22)	66
<i>answered question</i>						<b>66</b>
<i>skipped question</i>						<b>1</b>





**5. We would like your feedback on the Regina Mundi facility that has housed our cultural camp for several years. If you have attended the camp, please rank your satisfaction from 1 -5 (1 being the lowest and 5 being the highest satisfaction).**

	1	2	3	4	5	N/A	Rating Average	Response Count
Dining/Meeting Rooms	1.8% (1)	5.3% (3)	19.3% (11)	<b>33.3%</b> <b>(19)</b>	15.8% (9)	24.6% (14)	3.74	57
Room Accommodation	5.4% (3)	8.9% (5)	14.3% (8)	1.8% (1)	7.1% (4)	<b>62.5%</b> <b>(35)</b>	2.90	56
Camping Accommodation	0.0% (0)	7.1% (4)	14.3% (8)	8.9% (5)	10.7% (6)	<b>58.9%</b> <b>(33)</b>	3.57	56
Safety	1.8% (1)	3.5% (2)	15.8% (9)	<b>28.1%</b> <b>(16)</b>	26.3% (15)	24.6% (14)	3.98	57
Cleanliness	9.1% (5)	14.5% (8)	18.2% (10)	21.8% (12)	12.7% (7)	<b>23.6%</b> <b>(13)</b>	3.19	55
Geographic location	0.0% (0)	3.5% (2)	15.8% (9)	22.8% (13)	<b>35.1%</b> <b>(20)</b>	22.8% (13)	4.16	57
<i>answered question</i>								<b>57</b>
<i>skipped question</i>								<b>10</b>

**6. The KCCA has been investigating the possibility of a new camp venue, which could possibly mean changing the camp date. Please indicate your 1st, 2nd and 3rd choice for camp dates.**

	1st Choice	2nd Choice	3rd Choice	Rating Average	Response Count
A weekend in June	19.7% (12)	37.7% (23)	<b>42.6% (26)</b>	2.23	61
A weekend in Sept.	16.7% (10)	<b>46.7% (28)</b>	36.7% (22)	2.20	60
The current August camp date (usually the third weekend)	<b>68.9% (42)</b>	11.5% (7)	19.7% (12)	1.51	61
<i>answered question</i>					<b>62</b>
<i>skipped question</i>					<b>5</b>


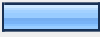


**7. Regarding the location of the KCCA Christmas and Lunar New Year gatherings, please let us know how you feel about the venue.**

		Response Percent	Response Count
Prefer Korean Cultural Centre on Leslie St.		23.1%	15
New venue is fine as long as it's held there consistently		18.5%	12
<b>Don't mind venue changing regularly</b>		<b>44.6%</b>	<b>29</b>
No opinion since never attended		13.8%	9
		<i>answered question</i>	<b>65</b>
		<i>skipped question</i>	<b>2</b>





**8. In terms of possible future KCCA activities, please rank your level of interest from 1-5 (1 being the lowest and 5 being the highest).**

	1	2	3	4	5	Rating Average	Response Count
Regular Korean cooking classes	10.0% (6)	16.7% (10)	15.0% (9)	<b>30.0% (18)</b>	28.3% (17)	3.50	60
Korean dance classes for girls	<b>52.5% (31)</b>	6.8% (4)	18.6% (11)	16.9% (10)	5.1% (3)	2.15	59
Korean drumming classes for kids and/or parents	13.3% (8)	18.3% (11)	<b>23.3% (14)</b>	21.7% (13)	<b>23.3% (14)</b>	3.23	60
Play group for children under the age of 6	<b>52.6% (30)</b>	14.0% (8)	7.0% (4)	10.5% (6)	15.8% (9)	2.23	57
Kids Club (ages 6 - 10)	19.3% (11)	7.0% (4)	19.3% (11)	24.6% (14)	<b>29.8% (17)</b>	3.39	57
Youth group (ages 11+)	<b>46.2% (24)</b>	9.6% (5)	9.6% (5)	23.1% (12)	11.5% (6)	2.44	52
Parent groups to discuss parenting and/or adoption challenges	11.5% (7)	18.0% (11)	<b>29.5% (18)</b>	21.3% (13)	19.7% (12)	3.20	61
Regular opportunities to meet with adult adoptees	12.1% (7)	15.5% (9)	24.1% (14)	22.4% (13)	<b>25.9% (15)</b>	3.34	58
Language classes for adults	16.9% (10)	<b>27.1% (16)</b>	25.4% (15)	13.6% (8)	16.9% (10)	2.86	59
Informal family get-togethers, not necessarily Korean-themed (e.g. picnics, movies)	5.1% (3)	10.2% (6)	28.8% (17)	<b>33.9% (20)</b>	22.0% (13)	3.58	59
Program to match Korean volunteers with adoptive family for visits, etc.	17.5% (10)	17.5% (10)	19.3% (11)	19.3% (11)	<b>26.3% (15)</b>	3.19	57
Opportunity to hire Korean teens for babysitting	<b>28.6% (16)</b>	14.3% (8)	16.1% (9)	16.1% (9)	25.0% (14)	2.95	56
					Other (please specify)		21
					<b>answered question</b>		<b>61</b>
					<b>skipped question</b>		<b>6</b>





**9. Please choose which statement best reflects your interest in establishing KCCA activities (such as playgroups or children's language classes) outside the Greater Toronto Area.**

	Response Percent	Response Count
Likely to attend activities in Kitchener-Waterloo area. 	24.6%	14
Likely to attend activities in London area. 	14.0%	8
Likely to attend activities in Durham-Oshawa area. 	19.3%	11
<b>No interest in activities outside Toronto area.</b> 	<b>42.1%</b>	<b>24</b>
<i>answered question</i>		<b>57</b>
<i>skipped question</i>		<b>10</b>

**10. KCCA events are costly and are sponsored in part by the Korean community; this has allowed us to provide some events free or at very low cost to families. Please indicate which contribution toward events best suits your family.**

	Response Percent	Response Count
Free, if possible 	4.7%	3
A fee of under \$10 per adult 	35.9%	23
<b>A fee of under \$20 per adult</b> 	<b>46.9%</b>	<b>30</b>
Voluntary contributions 	12.5%	8
<i>answered question</i>		<b>64</b>
<i>skipped question</i>		<b>3</b>

## 11. Would you pay an annual family membership fee to help cover KCCA costs?

	Response Percent	Response Count
Yes, if it's \$25 	18.5%	12
Yes, if it's between \$26 - \$50 	24.6%	16
Yes, if it's between \$50 - \$100 	23.1%	15
<b>No, I'd rather pay only for events I attend</b> 	<b>33.8%</b>	<b>22</b>
<i>answered question</i>		<b>65</b>
<i>skipped question</i>		<b>2</b>

## 12. Please rank your preferred method of receiving KCCA information and news (with 1 being the least and 5 being the most favourite).

	1	2	3	4	5	Rating Average	Response Count
The KCCA website (kccato.com)	21.3% (13)	18.0% (11)	23.0% (14)	<b>26.2% (16)</b>	11.5% (7)	2.89	61
Email announcements tied to events (current method of communication)	0.0% (0)	0.0% (0)	1.5% (1)	13.4% (9)	<b>85.1% (57)</b>	4.84	67
Facebook	<b>55.2% (32)</b>	17.2% (10)	6.9% (4)	6.9% (4)	13.8% (8)	2.07	58
A quarterly newsletter with KCCA news and family updates	11.5% (7)	19.7% (12)	16.4% (10)	<b>26.2% (16)</b>	<b>26.2% (16)</b>	3.36	61
<i>answered question</i>							<b>67</b>
<i>skipped question</i>							<b>0</b>



**13. Please feel free to provide any feedback regarding these questions or about the KCCA in general.**

	Response Count
	28
<i>answered question</i>	28
<i>skipped question</i>	39